

QUESTIONNAIRE

Please complete by 30th September



YOUR VOICE WILL COUNT!

forms with your name on the last page will be entered into a

PRIZE DRAW for:

- 1st prize - an assortment of groceries donated by Sutton General Stores and Post Office
- 2nd prize - a hamper donated by Sutton Farm Shop
- 3rd prize - a voucher for The Beauty Bar

Information from answers to this questionnaire will be stored and processed by computer. All data will be treated as confidential and used only for the purposes of collating results and compiling the Sutton Parish Plan. No data will be published in such a way as to identify the responses of individuals or households.

September 2011

Dear fellow-resident of Sutton Parish

The attached questionnaire is being delivered to all households in Sutton Parish to help produce a Parish Plan. It's your chance to say what our community means to you and how you want it to be in the future. Please fill it in: the more replies we get, the more we can influence our future.

Why are we producing a Parish plan?

A Parish is the smallest unit of local government - in our case covering the settlements of Sutton, Lyme Green, Langley, Higher Sutton and Gurnett - and has its own Parish Council. A Parish Plan will identify the views, needs and wishes of residents and local businesses, and their priorities for the future. The Plan will be published and distributed to all Government agencies and other service providers, who will take our collective views into consideration when forming their own future strategies and plans. Many Parishes in Cheshire East already have Parish Plans: to see examples visit <http://www.cheshireaction.org.uk/completed-parish-plans>

How are we doing it?

The process started with a public meeting in the local school in 2010, and a Steering Group of volunteers - all local residents - was formed. We have been given special funding by Cheshire Community Action to research and prepare the Plan. When the completed questionnaires are in, the Steering Group will analyse them, identify possible actions to meet the needs, and consult further within the community about priorities and funding options. In the current financial climate we need to ensure that all proposals for action are realistic, affordable and achievable.


By the end of 2012, our final Parish Plan - with agreed and prioritised actions for the next three to five years - will be published and presented to the Parish Council and Cheshire East Council. Some changes could be put into effect by the community itself or with support from the Parish Council; others might need action by Cheshire East or other service providers.

How can you help?

The questionnaire will provide the evidence for the Plan, so please help us. It may take you up to an hour to complete depending on the detailed comments you make, but it will be well worth the effort. **Each household should complete one questionnaire**, consulting all members and agreeing a joint response. Count all opinions and all usage of facilities by any family member when answering. Leave answers blank if you have no interest in them or prefer not to reply. **Young people** in a family have separate pages to complete on their own (parents will need to authorise this). And we also have **business questionnaires**: if you would like to complete one as well as this general form, just ask your collector.

Please complete the questionnaire by **30 September**. Your collector (details on front page) will collect completed forms, or you can put them in collecting boxes in Hollinhey School, Sutton General Store/Post Office, Sutton Farm Shop, Lyme Green Settlement office, the Church House pub in Sutton or the St Dunstan pub in Langley. Any questions or need help? Ask your collector or call us on 07565 099 771.

Thank you very much for your help



Heather Self
Chair, Parish Plan Steering Group

SECTION 1 - GENERAL INFORMATION

1.1 Which part of the Parish do you live in? (Please tick: see map on rear cover)	Sutton	Langley	Lyme Green	Higher Sutton	Gurnett	Other (please specify)
1.2 How many members of each age group are in your household? (Write in number)	under 5	6-11	12-18	19-40	41-64	65 and over
1.3 How many years has the longest-standing local resident in your household lived in the Parish?						

SECTION 2 - COMMUNITY

We are a diverse community with work, activities and relationships both within and outside the Parish. We would like to know your views on what matters to you within the community and how we can develop our community life.

Community Spirit

2.1 Which of these communities do you consider yourself part of ? (tick all that apply)

Sutton	Lyme Green	Higher Sutton	Gurnett	Langley	Other (please specify)

2.2 Do you feel that the Parish of Sutton needs to develop a stronger sense of community spirit?

1	2	3	4	Don't Know

(1 = strongly agree 2 = agree 3 = disagree 4 = strongly disagree)



Community meeting places

2.3 Please tell us about your usage of public meeting places

Venue	How often do you use it?				Comments and suggestions on the meeting places available, e.g. accessibility, improvements needed
	1	2	3	4	
Sutton Church					
Sutton Church Hall					
Sutton Scout Hut					
Langley Chapel					
Langley Chapel Hall					
Sutton Ex - Servicemen's Club					
Hollinhey School Hall					
Langley Village Hall					

(1= often 2 = occasionally 3= rarely 4 = never)



Community events

2.4 Please comment on events put on for the community's benefit in our Parish

Event	Aware of this?	Attended?	Event	Aware of this?	Attended?
Flower and Veg Show			Lighting of Parish Christmas Trees		
Sheep Dog Trials			Langley Fete		
Purvies Productions plays			Langley Chapel events		
Rossendale Fete			Scout and Guide Association Events		
Rose Queen			Well Dressing		
School Events			Sutton Ex-Servicemen's Club Events		
Church Events			Langley Lectures		
Langley Eleven Pub Walks					

(please tick)

(please tick)

2.5 Would you like to see any other social/cultural events in our community? (Please specify)

Clubs, associations and activities

2.6 Please tell us about your participation in regular activities organised within the Parish

	Aware of this?	Attend?		Aware of this?	Attend?
Sutton St James' Church			Langley Cricket Club		
Langley Chapel			Hob Nob Club		
Sutton Parent and Toddler Group			Gentle Exercise Class Langley Chapel		
Sutton Scouts/Guides			Wednesday Coffee Mornings at Langley Chapel		
Dancing Classes Sutton			Scottish Dancing, Langley		
Pantomime			Yoga, Langley		
Salsacise, Hollinhey			U3A in the Parish		
Sutton Ex-Servicemen's Club Activities			Sutton & Langley Onions & Pumpkins Society		
Purvies Productions (acting/production team)			Reading Group, Sutton Vicarage		
Bridge (Langley Chapel)			Sutton Women's Institute		
Table Tennis					

2.7 Are there others in the Parish that we have missed out?

2.8 For each of the following groups of people, please rate the current range and quality of activities available in the community:

Age group	Range of activities				Quality of activities				No Opinion
	1	2	3	4	1	2	3	4	
0 – 5 year olds									
6 – 11 year olds									
12 – 18 year olds									
People of working age									
Retired / Elderly									

(1 = very good 2 = good 3 = acceptable 4 = poor)

Any additional comments

2.9 Would you or a member of your household be interested in participating in or organising any other activities not currently offered in our community? (Please specify)



Community notice boards and communications

2.10 Where do you and your household find out about Parish events, news, businesses and services?

	Are you aware of this?		Do you find it useful?	
	Yes	No	Yes	No
WI/Parish Council noticeboards (opposite Sutton war memorial)				
Scout Hut noticeboard				
Hollinhey School notice boards				
Sutton Farm Shop noticeboard				
Langley Village Hall noticeboard				
St Dunstan pub noticeboard				
Lyme Green bus shelter noticeboard				
Sutton St James Parish Newsletter				
Langley News				
Emails (e.g. school, scouts) please provide details				

2.11 Would you use a village website, e.g. for info on local events? (Please tick)

YES		NO	
-----	--	----	--

2.12 Have you any other suggestions on how communications could be improved?




Community-led Initiatives

2.13 Should we all take on more responsibility for community-led initiatives?

Please tick what you would be willing to pay reasonable charges for and/or help to organise.

	Pay for	Organise		Pay for	Organise
Internet café (e.g. situated within a pub)			Regular litter picking by volunteers		
Voluntary lift scheme (e.g. shopping, appointments, visiting people in need.)			Planting of trees/flowers/bulbs by volunteers		
Community Lunch club			Entering a 'Best Kept Village' Competition		
Community Office (providing photocopier, Broadband, fax etc)			Maintaining footpaths		
Neighbourhood Watch schemes			Others (please specify)		
Gardening (to assist those unable to)					

2.14 Any other comments?



...that's where the 'Neighbourhood Watch' sign used to be, until somebody pinched it!

SECTION 3 - COUNTRYSIDE

Sutton Parish borders the Peak District and we have many outdoor activities at our disposal. Many of us choose to live in the Parish because of the attractive countryside; this also brings with it an influx of visitors, particularly at weekends.

Outdoor Leisure Facilities

3.1 Please tell us about your outdoor leisure activities in the Parish.

Do you practice any of the following in the Parish?	Regularity				Where do you do this activity?						Do the facilities meet your needs?			
	1	2	3	4	Macc. Forest	Teggs Nose	Canal/river	Reservoir	Foot path	Other (please specify)	1	2	3	4
Walking														
Running / jogging														
Cycling														
Motor biking off-road														
Horse riding														
Angling														
Bird watching														
Other outdoor activities (Please specify below)														

(1 = often 2 = occasionally
3 = rarely 4 = never)

(1 = very happy 2 = happy
3 = unhappy 4 = very unhappy)

3.2 Are there any other outdoor activities you would like to see in the Parish or do you have any additional comments?



Visitor Facilities

3.3 Our parish attracts many visitors. What do you, and people you know who visit for leisure purposes, think of the following?

		Yes	No	Please detail any specific issues
Are the facilities adequate?	Car parking			
	Information			
	Range of activities			
	Accommodation			
	Food/refreshments			

The environment

3.4 How well do you think the local countryside is managed by each of the following?

	1	2	3	4	No Opinion	Comments
Farmers						
Cheshire East Council						
British Waterways						
United Utilities						
Other major landowners						

(1 = very happy 2 = happy 3 = unhappy 4 = very unhappy)

3.5 How happy/unhappy are you with the following aspects of the appearance of the local area?

	1	2	3	4	No Opinion	Comments
Attractiveness of villages						
Conservation of nature						
Information about nature (signage, interpretation etc)						
Provision of allotments						
State of hedgerows and verges						
State of streams and rivers						
Litter						
Dog fouling						

(1 = very happy 2 = happy 3 = unhappy 4 = very unhappy)

Energy and resource conservation

		Yes	No	Comments
3.6 Do you currently have any form of energy conservation or renewable energy or are you intending to in the near future (e.g. solar panels, grey water recycling)?				(please specify any eco-kit used / planned)
3.7 Would you be interested in community initiatives to investigate:	Collective renewable energy sources (eg wind turbines/wind farms)?			
	Community composting?			
	Water conservation for non-drinking purposes?			

SECTION 4 - HOUSING AND PLANNING

The housing and planning policies for Sutton Parish help to maintain the attractiveness of the villages and countryside by restricting new development. Most of the Parish lies within the Green Belt, where development is restricted mainly to agriculture and outdoor recreational activities, or within countryside beyond the Green Belt, where the same planning policies apply. The Green Belt boundary is shown on the Parish Map on the rear cover.

Affordable housing can be permitted in villages as an exception to Green Belt policy, provided a local need can be established, and a suitable site is available. Housing and planning policies are under review by Cheshire East Council as part of their work on drawing up a new long term planning framework for the whole of East Cheshire.

The Reiter Scragg site in Langley has been recognised as an exception to Green Belt policy. The future redevelopment of the site is currently under consideration, and appropriate consultation will be undertaken by Cheshire East Council following the planning application. Because of this no specific question on the site has been included in this questionnaire.

4.1 What type of accommodation do you currently live in?

	Rented	Owner Occupied	Shared equity
Flat or apartment			
House			
Bungalow			
Nursing or care home		N/A	N/A

4.2 Has any member of your household moved out of the Parish because they could not afford to buy or rent a home in the area?

YES		NO	
-----	--	----	--

4.3 Will you, or anyone in your family, be looking for alternative accommodation in the Parish in the coming 5 years?

YES		NO	
-----	--	----	--

4.4 If yes, please give detail of the type and tenure you would be looking for

4.5 Please indicate why you need alternative accommodation e.g. need smaller accommodation/larger/physical adaptations

4.6 Would you be in favour of a small development of affordable housing being built in the Parish to meet the needs of those with a local connection to the Parish?

YES		NO	
-----	--	----	--

4.7 If yes, please give a reason for this view

4.8 Are you aware of any sites in the Parish that might be suitable for affordable housing, and if so, please provide details

4.9 Do you wish to maintain the Green Belt gap between Sutton/Lyme Green and Macclesfield?

YES		NO	
-----	--	----	--

4.10 Do you consider that any part of the Parish should be excluded from the Green Belt?

YES		NO	
-----	--	----	--

4.11 If Yes, where?

4.12 To produce new local employment, would you wish to see new light industrial or small scale service industry units in the Parish?

YES		NO	
-----	--	----	--

4.13 If Yes, where?

4.14 Would you be happy to see redundant agricultural buildings used for these purposes?

YES		NO	
-----	--	----	--

4.15 Some of the older built-up parts of the Parish are considered attractive. They may, because of their historic character and appearance, have potential for designation as Conservation Areas. This would give them extra protection from unsympathetic development. Is further consideration of this topic something you would support?

YES		NO	
-----	--	----	--

4.16 If Yes, which parts of the built up area would you like to be given consideration?

SECTION 5 - ROADS AND PUBLIC TRANSPORT

Roads

5.1 How happy/unhappy are you with the following?

		1	2	3	4	No Opinion
Maintenance of the Parish's roads	Road/drain cleaning					
	Road repair					
	Gritting					
Pavements						
Street lighting						
Speeding and other road safety						
Car parking						
Road congestion						
Cycleways						

(1 = very happy 2 = happy 3 = unhappy 4 = very unhappy)

5.2 Please detail specific issues that are causing you concern

5.3 During the repair of the bridge in Gurnett diversions were in place, including one-way traffic on Church Lane. Now that the bridge has been reopened, are you in favour of making any permanent changes to traffic flows?

YES		NO	
-----	--	----	--

5.4 Please add details and/or any additional comments?

5.5 Are there any danger spots/accident spots within our Parish?

5.6 If yes, what is causing the problem?

5.7 What solutions would you propose e.g. sleeping policemen, weight restrictions, walking bus?

Public Transport

Buses servicing the Parish are:

- No.14 Macclesfield to Langley: approx hourly Mon-Sat; twice on Sundays
- Baker buses: half hourly service from Macclesfield to Lyme Green
- Secondary school service
- Cheshire Dial-a-ride service for people with disabilities

5.8 How do you use these buses?

	How often?				Do you use....?			
	1	2	3	4	Mon-Fri	Sat	Sun	evenings
No. 14: commuting to work								
No. 14: shopping/leisure								
Baker Buses commuting								
Baker Buses: shopping/leisure								
Secondary school service					N/A	N/A	N/A	N/A
Cheshire Dial-a-ride								

(1 = often 2 = occasionally 3 = rarely 4 = never)

5.9 How happy/unhappy are you with the following?

	1	2	3	4	No opinion	Comments
Bus fares						
Bus routes available						
Frequency of buses						
Coverage of hours/days						
Reliability of service						
Public transport facilities for people with disabilities						

(1 = very happy 2 = happy 3 = unhappy 4 = very unhappy)

5.10 Does your household benefit from reduced fares?

	Yes	No	Comments
Over-60s free pass?			
Young person reduced fares?			
Other reduced fares? (please specify)			

5.11 If a more general, and flexible (dial-a-ride) bus service was introduced, would you be interested in using it?

YES		NO	
-----	--	----	--

5.12 What would you be prepared to pay for a single, adult, weekday daytime fare from home to Macclesfield bus station on a dial-a-ride service?

£1		£2		£3		£4		£5	
----	--	----	--	----	--	----	--	----	--

SECTION 6 - SERVICES AND FACILITIES

Utilities

6.1 How would you rate provision of the following services?

	1	2	3	4	Not connected	No opinion
Gas supply						
Electricity supply						
Water						
Sewerage						
Telephone						
Mail delivery						
Parcel delivery						
T.V. reception						
Radio reception						
Mobile phone coverage						
Broadband						

(1 = very happy 2 = happy 3 = unhappy 4 = very unhappy)

6.2 Please provide details of specific issues

Waste Management

The wheelie bins and recycling boxes are currently collected fortnightly. Cheshire East are changing the arrangements from October 2011. In the future there will be three bins:

- Black for general waste (collected fortnightly)
- Green for garden waste (collected in the intervening weeks)
- Silver for tins, plastics, glass, paper, cardboard and aerosols (collected with green bins)

6.3 Will the new arrangements meet your needs?


YES		NO	
-----	--	----	--

6.4 Any other comments?

Mobile Library

6.5 A mobile library van visits the Parish on Tuesdays (Lyme Green) and Wednesdays (Langley and Sutton). What do you think of this?

	Yes	No
Are you aware of this service?		
Do you use this service?		
Would it be useful to have the stops/times advertised in the shop, Parish News, etc?		



...that's a refreshing trend. All those youngsters wanting to borrow big encyclopaedias...

Crime/ Emergency Services

6.6 What is your opinion of the emergency service provision to the Parish?

	Yes	No
In the last 3 years have you had to call the:	Police	
	Fire Brigade	
	Ambulance	
If yes, were you happy with overall service received?		
Are you worried about crime/security in the Parish?		

6.7 Please provide details of specific issues

Playing Fields

6.8 The Parish has three playing fields. These are situated in Lyme Green, Sutton and Langley. Please tell us what you think of them

	Lyme Green		Sutton		Langley	
Which of these do you use?						
Which is the best for your needs?						
Is the play equipment adequate for your children?	Yes	No	Yes	No	Yes	No
How could the facility be improved? (please specify)						

6.9 Please provide details of where you travel outside the Parish to play areas and why

Education

6.10 Do you use education and preschool facilities in the Parish?

Do any of your household attend:	Yes	No	Do you use any pre-school or primary school services outside the Parish and if yes, why?
Kindergarten 2			
Hollinhey			
Goslings (before & after school care)			
Do these services cover your needs up to Year 7?			

6.11 Have you any suggestions for improvement of the facilities available in the Parish?

Healthcare

6.12 Please tell us your usage and views about healthcare and social services provision

	Yes	No	Comments
Do you use the prescription delivery service?			
Have you used the new pharmacy on London Road?			
Do you find it easy to access the healthcare (doctor/dentist/hospital) that you need?			
Are healthcare facilities in the Parish satisfactory for people with disabilities?			
Do you find it easy to access the social services that you need (home care, reablement, etc)?			

Local Businesses

6.13 How often do you use the following:

	1	2	3	4	Comments
Sutton General Store					
Sutton Post Office					
Sutton Farm Shop					
The Beauty Bar					
Lyme Green Petrol Station					
Fairways Garden Centre					
Public Houses					
Other businesses (please specify)					

(1 = often 2 = occasionally 3 = rarely 4 = never)

6.14 What other businesses would you like to see in the Parish, subject to viability?



SECTION 7 - AND FINALLY

7.1 Of all the issues discussed above or others close to your heart, what are the top two or three things you would like to see in a future plan for the Parish? Put them in priority order.

Our priorities:

7.2 Are you or household members currently volunteers in local community or charity work? And will you be willing to volunteer in future? (please tick all that apply)

	Yes	No	Details
Volunteer already			
Willing to volunteer for new things in the future			
Willing to help with implementation of the Parish Plan?			
Skills we can offer (please specify)			

7.3 Can we contact you to discuss? If so, please give your:

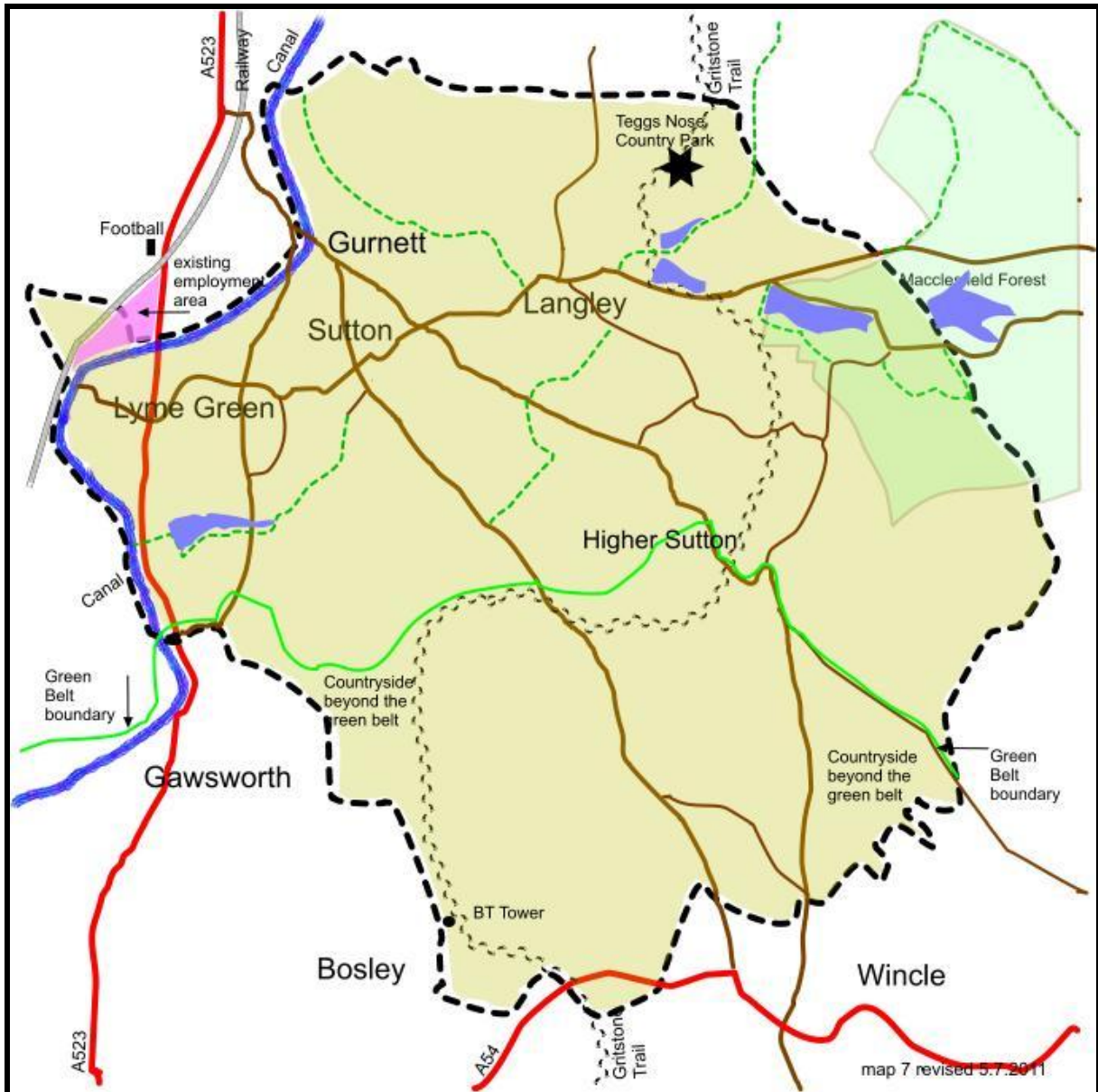
Name	
Phone number	

BY GIVING YOUR NAME YOU WILL AUTOMATICALLY ENTER THE PRIZE DRAW!

THANK YOU VERY MUCH FOR YOUR TIME AND ANSWERS

Watch out in the local newsletters and on our website www.suttonparishplan.org for news of public meetings to discuss the results of this questionnaire and further progress towards the Parish Plan you are helping to build!





parish PLAN

sutton • langley • lyme green • gurnett • higher sutton

Prepared by
 Sutton Parish Plan Steering Group:
 e-mail: info@suttonparishplan.org
 tel: 07565 099 771

www.suttonparishplan.org

questionnaireprintversionone190711.doc